




Parts of Computer

Learning in this chapter

- Parts of computer
 - Monitor
 - Keyboard
 - CPU
 - Mouse



As we have different body parts, in the same way a computer also has many parts.



When we say the word **COMPUTER**, we mean all these four parts together. Only one or two parts do not make a computer. Wires are used to join these parts together. All the wires fit into the back of the CPU.





Parts of a Computer

The following picture shows the computer with its different parts.



Monitor

Children! Do you watch cartoon on the TV? What does TV do? It shows you the images one by one.



TV



Monitor

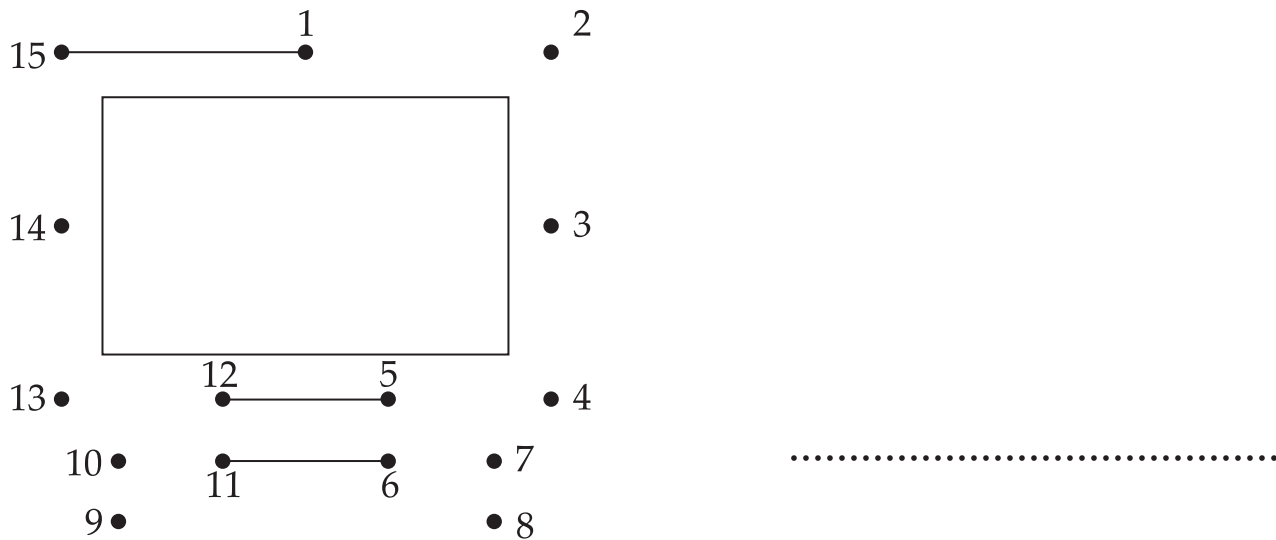
- The monitor of the computer looks like a TV screen.
- It shows words, numbers, pictures and movies on the screen.
- It displays all the work that you do on the computer.

Do you **Know?**

The monitor is also know as **Visual Display Unit (VDU)**.



Join the dots in order. Write the name of the thing that you get after joining the dots.



CPU

We use our brain to think and act. Computer also needs a brain to act. The brain of the computer is called **CPU**.

- CPU stands for **C**entral **P**rocessing **U**nit.
- The CPU looks like a box.
- The CPU has an ON/OFF switch and some other buttons on it.
- It controls the other parts of a computer.



KEYBOARD

We use a pencil or a pen to write in our notebook. Similarly we have a **Keyboard** to type anything on a computer.

- The Keyboard looks like a typewriter.



Typewriter



- It has many buttons called **keys**.
- By pressing the keys you can type any letter or number on the screen of your computer.



Keyboard

Do you Know?

We can also use the keyboard to give commands to the computer.



MOUSE

A computer has a small part called **Mouse**.

- It looks like a real mouse.
- It has two or three buttons on it.
- It helps us to draw pictures and play games.
- It points at things on the monitor.



Mouse



POINTS to Recall

- Just like our body, a computer also has many parts.
- Monitor, Mouse, Keyboard and CPU are important parts of the computer.



TERMS to Learn

- **Command** : An instruction given to the computer.
- **CPU** : CPU stands for Central Processing Unit. It is the brain of the computer.
- **Type** : To write on the computer by pressing the keys of the keyboard.

Multiple Choice Questions :

A. Tick (✓) the correct answer :

- A computer has _____ parts.
 (a) Two (b) Three (c) Four
- _____ is the brain of computer.
 (a) CPU (b) Mouse (c) Monitor
- _____ looks like a television screen.
 (a) Keyboard (b) Monitor (c) CPU
- The buttons on a keyboard are called _____ .
 (a) Switches (b) Locks (c) Keys
- _____ is used to point at things on the monitor.
 (a) Mouse (b) CPU (c) Monitor

B. Fill in the blanks using the given hints :

HINTS : Keyboard, ON/OFF, Wires, Monitor, Mouse

- The parts of a computer are joined by _____ .
- A _____ display all the work done on computer.
- A _____ looks like a typewriter.
- A CPU has an _____ switch.
- The smallest part of computer is _____ .

C. Write (T) for True and (F) for False statements :

- A monitor looks like a typewriter.
- Mouse helps you to draw pictures.
- There are no button on the keyboard.

4. All the wires fit into the back of the monitor.
5. CPU controls the other parts of a computer.

D. Guess. Who am I?

1. I helps you to draw.
2. I am brain of computer.
3. I am also known as Visual Display Unit.
4. I look like a real mouse.

E. Write the full form of :

1. CPU
2. VDU

F. Very Short Answer Questions :

1. Write the name of main parts of a computer.

2. By which part of computer we can play games ?

3. What is the other name of monitor?

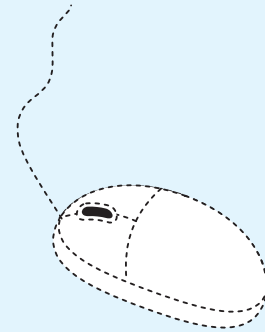

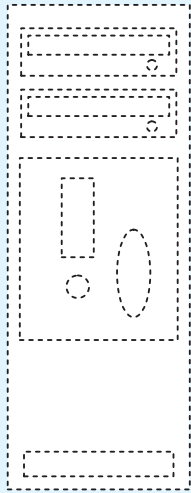
4. Which part is known as brain of computer?

5. How many button does a mouse has?




Activity Time

A. Use a pencil to join the dots. Write the names of objects two times in the space provided :



B. Identify the picture and write the first letter of the thing. Write it under the picture to get new word :



4.



C. A computer has four main parts. Strike off wherever the z to get the answer. One has been done for you :

(a) ZZZKZEZZYZBZZOZARZZZD

KEYBOARD

(b) ZZMZZOZUZSEZZ

(c) ZCZZZPZZUZ

(d) ZZZMZZONIZZTORZZ



Lab Activity

1. Draw the four main parts of a computer on a chart paper. Also write few lines about each part and show the chart to your teacher.
2. With the help of your teacher try to draw the picture of Monitor on Computer using a drawing program.



For Teacher's

1. Explain the functions of four main parts of computer to the students.
2. Demonstrate to the students that how all parts are connected to the wall socket to get electric power.
3. Make students aware that they can type on the computer by using the keyboard.